






































Find the container now in use, then match with the closest actual size. The liner thickness will depend on the type of refuse you need to contain.

CONTAINER	CAPACITY & SIZE	LINER SIZE	CONTAINER	CAPACITY & SIZE	LINER SIZE	CONTAINER	CAPACITY & SIZE	LINER SIZE
ICE BUCKETS			ROUND BRUTES®†			CARTS		
	3-qt 6 1/2" sq x 5 1/2" h	12" x 12"		10-gal 15 5/8" dia x 17 1/8" h	24" x 33"		X-Frame Cart 26" x 25 1/2" x 36" h	*52" x 57"
WASTEBASKETS				20-gal 19 1/2" dia x 22 7/8" h	30" x 37"		Janitor Cart, 25-gal	33" x 40"
	Rectangular Small, 3 1/2-gal 11 3/8" x 8 1/4" x 12 1/8" h	20" x 22"		32-gal 22" dia x 27 1/4" h	33" x 40"		Liner Cart, 30-gal 18" x 8" x 43" h	26" x 43"
	Rectangular Medium, 7-gal 14 3/4" x 10 1/4" x 15" h	24" x 24"		44-gal 24" dia x 31 1/2" h	37" x 46"		38-gal 18" x 12" x 46" h	33" x 40"
	Rectangular Large, 10-gal 15 1/4" x 11" x 19 7/8" h	24" x 33"		55-gal 26 1/2" dia x 33" h	43" x 48"		Porta Safe® Rack§	30" x 43"
	Round, Metal, 6 1/2-gal 13 1/2" dia x 14 1/2" h	20" x 22"	SQUARE BRUTES®†			GALVANIZED GARBAGE CANS		
	Rectangular, Metal, 7 1/2-gal 17" x 8" x 15" h	24" x 24"		28-gal 21 1/2" sq x 22 1/2" h	43" x 48"		31-gal 21" x 27"	33" x 40"
STEP-ON CONTAINERS				40-gal 23 1/2" sq x 28 3/4" h	45" x 51"	WASTEMASTER™†		
	4 1/2-gal 13 1/4" x 15 3/8"	24" x 33"	ROUND TOP / TORPEDO				14-gal w/liner 14" sq x 36 1/2" h	30" x 37"
	8-gal 16 1/4" dia x 15 3/4" x 17 1/8" h	24" x 33"		Marshal®, 15-gal 15 3/8" dia x 36 1/2" h	30" x 37"		24-gal w/o liner 14" sq x 35 1/2" h	30" x 37"
	12-gal 16 1/4" x 15 3/4" x 23 5/8" h	30" x 37"		Marshal®, 25-gal 18" dia x 42" h	26" x 43"	ASH/TRASH CONTAINERS		
	18-gal 19 3/4" x 16 1/8" x 26 1/2" h	30" x 37"	RANGER®†				15-gal 15 dia x 38" h	30" x 37"
	23-gal 19 3/4" x 16 1/8" x 32 1/2" h	30" x 37"		35-gal 19 1/2" sq x 39 3/4" h	40" x 48"		21-gal 18" dia x 42 1/4" h	26" x 43"
MEDI-CANS‡				45-gal 28 3/8" x 24 1/2" x 41 1/4" h	43" x 48"		Steel Smoking Urn, 3 1/2-gal 10" dia x 27" h	24" x 33"
	Round, 3 1/2-gal 10" dia x 15 3/4" h	20" x 22"	LANDMARK SERIES™†				Aspen† R41-201PL, 21/2-gal 10" sq x 24" h	24" x 33"
	Square, 3 1/2-gal 11 3/4" w x 17 3/4" h x 14" d	20" x 22"		24-gal 17 1/2" sq x 34 13/16" h	37" x 46"		Aspen† R12SU-201PL, 12-gal 13 1/2" sq x 32" h	30" x 37"
UNTOUCHABLES®†				29-gal 21" sq x 42 1/16" h	43" x 48"	ASPEN† CONTAINER		
	Half Round, 21-gal 21" x 11" x 28" h	33" x 40"		35-gal 26" sq x 40" h	45" x 51"		29-gal 21" sq x 40" h	37" x 46"
	Round Base, 22-gal 15 3/4" dia x 30 1/8" h	30" x 37"		48-gal 26 1/4" sq x 43 15/16" h	*52" x 48"		38-gal R36HT-201PL 26" sq x 40" h	36" x 50"
	Square Base, 19-gal 15 1/2" sq" x 24" h	30" x 37"	GLUTTON® CONTAINER†				43" x 48"	43" x 48"
	Square Base, 23-gal 14 1/2" sq x 28" h	33" x 40"		56-gal 25 1/2" x 22 3/4" h x 31 1/8" h	43" x 48"	DRUMS		
	Square Base, 35-gal 19 1/2" sq x 27 5/8" h	40" x 48"		50-gal 26" sq x 46 1/2" h	*52" x 57"		55-gal	36" x 60"
	Square Base, 50-gal 19 1/2" sq x 34 1/4" h	43" x 48"	ROLLOUT CARTS				60-gal	38" x 60"
	Slim Jim, 23-gal 20" x 11" x 30" h	33" x 40"		50-gal 28 1/2" x 22 1/2" x 35" h	*52" x 57"	KING KAN™™		
	Slim Jim Wallmount, 15-gal 19 1/2" x 11 7/8" x 32 5/8" h	33" x 40"					65-gal	50" x 44"

† Trademarks of Rubbermaid Commercial Products, a division of Newell Rubbermaid Inc.

‡ Trademarks of United Receptacle § Trademark of Sibley Laboratories ** Trademark of Continental Commercial Products

* Special order item